

# Gauge Isolators



**TIMALCO**  
HYDRAULICS

[www.timalco.com.au](http://www.timalco.com.au)



1941-2-2-3-1



1941-1-2-3-1



FT299-14

Gauge Adaptor  
G1/4 swivel female with seal  
PT1/4" Male

The Gauge Isolator Needle Valve is designed to protect the pressure gauges, dampening pressure shock when opening and isolating from the pressure line.

## Specifications:

**Body:** Forged carbon steel or 316 stainless steel body in high resistance, accurate heat treated, for steel body, it is nickel plated or zinc-nickel plated.

**Needle:** Carbon steel or 316 stainless steel, accurate heat treated.

**Gasket:** NBR or FPM

**Handwheel:** Nylon 66

**Anti-extrusion ring:** PTFE

**Panel Mounting:** Available

**Working Pressure:** 400 Bar

**Working Temperature:** -20+130°C

## For tapered thread, please add copper sealing

**Design:** In line 180° or 90° angled

**Instrument connection:** rotating swivel nut female thread, 1/4" NPT, 1/4" BSP, 1/4" BSPT, M14 x 1.5" etc

**Process connection thread:** 1/4" NPT, 1/4" BSP, 1/4" BSPT, M14 x 1.5" JIC etc.

**Process connection thread type:** fixed male, fixed female, rotating swivel nut female, adjustable direction with locking nut.

## Gauge Isolator Ordering Code

Body Material		Design		Instrument Connection, Rotation Swivel Nut		Process Connection Thread		Process Connection Thread Type	
1940	Steel Nickel Plated	1	In line 180 Degree	1	1/4" NPT	1	1/4" NPT	1	Fixed Male Thread
1941	Steel Zinc-Nickel Plated	2	90 Degree Angle	2	1/4" BSP	2	1/4" BSP	2	Fixed Female Thread
1942	316 Stainless Steel			3	1/4" BSPT	3	1/4" BSPT	3	Rotating Swivel Nut
				4	M14 x 1.5	4	M14 x 1.5	4	Adjustable direction male thread with locking nut
				X	On request	5	1/4" JIC		
						X	On Request		



sales@timalco.com.au  
vicsales@timalco.com.au



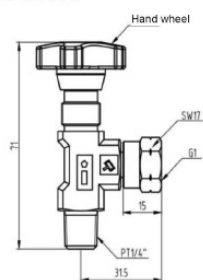
08 8262 4333  
03 9738 2040



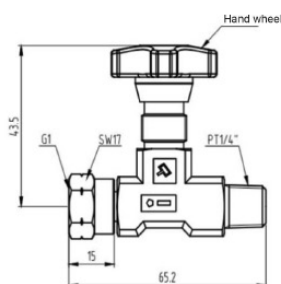
**TIMALCO**  
**HYDRAULICS**

www.timalco.com.au

#### Fixed male thread



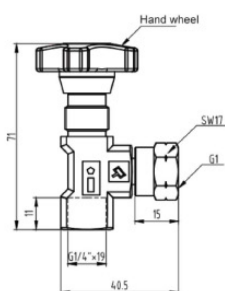
1941-2-2-3-1



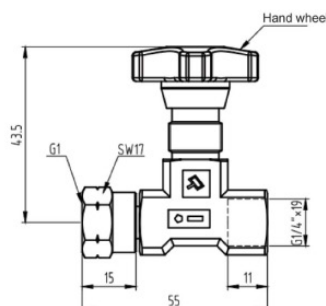
1941-1-2-3-1



#### Fixed female thread



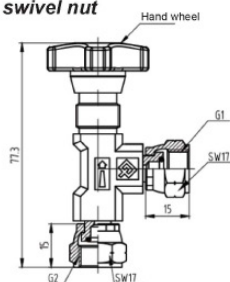
1941-1-2-2-2



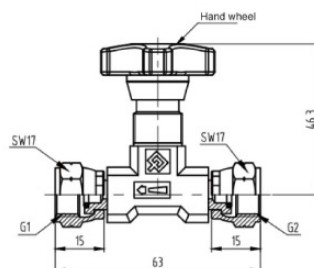
1941-2-2-2-2




#### Rotating swivel nut



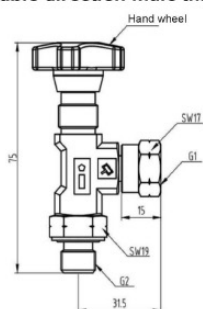
1941-2-2-2-3



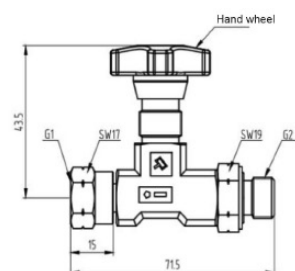
1941-1-2-2-3



#### Adjustable direction male thread with locking nut



1941.2.2.2.4



1941.1.2.2.4

